

PREM, PRERNA AND VIKAS.

A Project as a Course requirement for Sri Sathya Sai National
Leadership Programme for Self-Transformation

Raman Sharma , Sai Vibhuti Sharma

SSSNLPST-2020-F040. SSSNLPST-2020-F043



Sri Sathya Sai SevaOrganisations, India

In association

with Sri Sathya Sai Institute of Higher Learning

(Deemed to be University)

Vidyagiri, PrashanthiNilayam Campus

December, 2020




SRI SATHYA SAI


NATIONAL LEADERSHIP PROGRAM FOR SELF TRANSFORMATION

SRI SATHYA SAI SEVA ORGANISATIONS, INDIA

BUILDING LEADERS FOR NATION THROUGH INDIVIDUAL CHARACTER



DEDICATED AT THE LOTUS FEET



PUNJAB

SRI SATHYA SAI NATIONAL LEADERSHIP PROGRAMME
FOR SELF TRANSFORMATION

CERTIFICATE

This is to certify that this Project titled “PREM, PRERNA AND VIKAS” completed by the participants for the Sri Sathya Sai National Leadership Programme for Self-Transformation Batch 2020 from the STATE PUNJAB, is a bonafide record of the original work done under the supervision of the undersigned as a Course requirement for the completion of the National Leadership Program.

Maninder Singh

Sp. Visalakshi

.....
Mr. MANINDER SINGH
(Project Director - SP).

.....
VISALAKSHI
(National Team Member)

Ridhi Datta

.....
Dr. RIDHI
(Project Guide - SYC)

Place: PUNJAB

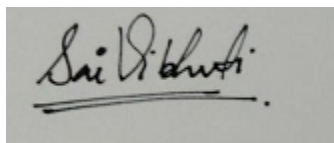
Date: __December 2020

DECLARATION

The Project titled “**PREM, PRERNA AND VIKAS**” was carried out by the team under the supervision of the State President, the National Team Member, State Youth Coordinator for the Certificate Programme as a part of the Course requirement for Completion and has not formed the basis for the award of any degree, diploma or any other such title by this or any other University.

Raman Sharma

.....
RAMAN SHARMA SAI
SSSNLPST-2020-F040



.....
VIBHUTI SHARMA
SSSNLPST-2020-F043

ACKNOWLEDGEMENTS

We dedicate this project to our Eternal Charioteer, Bhagawan Sri Sathya Sai Baba, who is the guiding force and source of all our endeavors.

We thank the Chairman & the Academic Board members for their complete support and providing this wonderful opportunity.

We thank the Registrar, the Controller of the Examinations, and the team of Experts from Sri Sathya Sai Institute of Higher Learning, for providing focused direction and encouragement to achieve our objectives.

We also thank the National Coordinators for Medical / Services / RVTC/VidhyaJyothi/Bal Vikas and other National Team Members for spending their time providing support & guidance to the project report and at the same time giving valuable feedback.

A big thanks to the State President Mr.MANINDER SINGH, for providing us with all the resources and being a pillar around which we could create our project.

We also like to thank the National Team Coordinator VISALAKSHI for his/her guidance on this project.

We would like to extend our gratitude to the State Youth Coordinator Dr. RIDHI for the most valuable support and feedback throughout our work.

We are deeply indebted to our family members, for instilling confidence and positive energy in us when it was most required.

Thanks a lot!

Jai Sairam!

Table of Contents

<u>1</u>	<u>Project Summary</u>	8
	<u>Objectives</u>	9
<u>3</u>	<u>Scope</u>	10,11
<u>4</u>	<u>Roles & Responsibilities (of team members)</u>	12
<u>5</u>	<u>Project Flow (phase-wise details, using project checklist pointers provided earlier)</u>	13
<u>6</u>	<u>Resources and Tools Used (finance, manpower, hardware, software, technology, etc.)</u> .	14
<u>7</u>	<u>Project Recommendations</u>	14
	<u>7.1</u> <u>Recommendations implemented in the current project</u>	14
	<u>7.2</u> <u>Recommendations parked for future implementation/scale-up</u>	14
<u>8</u>	<u>Lessons Learnt (success & failure stories)</u>	15
	<u>8.1</u> <u>Collective learning (Project)</u>	15
	<u>8.2</u> <u>Individual learning (Self Transformation)</u>	15
<u>9</u>	<u>References (documents, links, etc.)</u>	16
<u>10</u>	<u>Annexure</u>	17
	<u>10.1</u> <u>Detailed Project plan</u>	17
	<u>10.2</u> <u>Project Tracking Formats Used</u>	17
	<u>10.3</u> <u>Others (as needed by each project team!)</u>	17

1 Project Summary

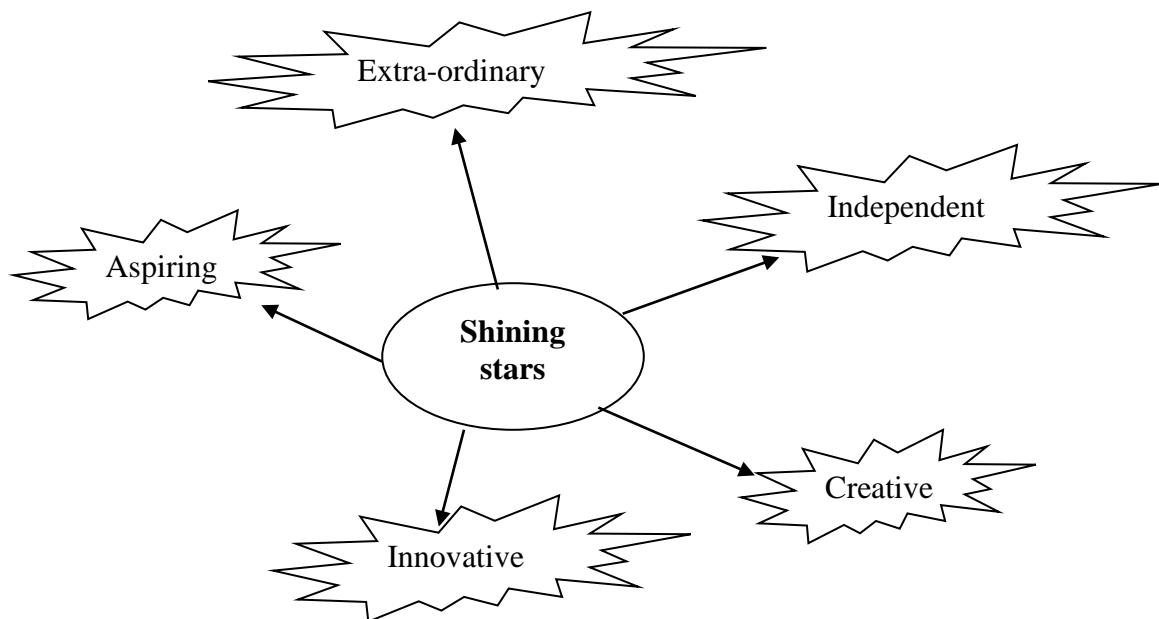
- Keeping in mind the hurdles and obstacles that the new balvikas gurus usually face , and to make it easier for them, we charted a year along procedure of the classes for the three groups of balvikas.it is clearly mention how the class is begin, what is to be taught and how class is more interactive with various creative activities and fun.
- The project initiated with analyzing what we could do with the true duration within the intention of covering all aspects and solving few of the existing problems.
- Our state has many balvikas gurus who cannot help their students or conduct their classes online because they don't know how to do it with the help of internet. So to overcome it we have made a presentation that explains how an online class can be conducted.
- We also felt deeply for physically handicapped (deaf and dumb) children. We planned a collaboration with these institutions to start a balvikas for a better and creative future of these children. For this we will guide and provide study material to one mentor of their organization.
- The project revolved around generating more creative ideas, analyzing and monitoring the overall scenario of the entire balvikas. It involves presentation and portable material for gurus. So this project is free from monetary investment.
- Our project also included to visit an untapped village and starting the balvikas centre . so that the kids brought up under the fold of spirituality with the grace and blessings of swami.
- As these project is related to kids , our main motive is to made them more capable for their future responsibilities towards god, family and society.

2 Objectives

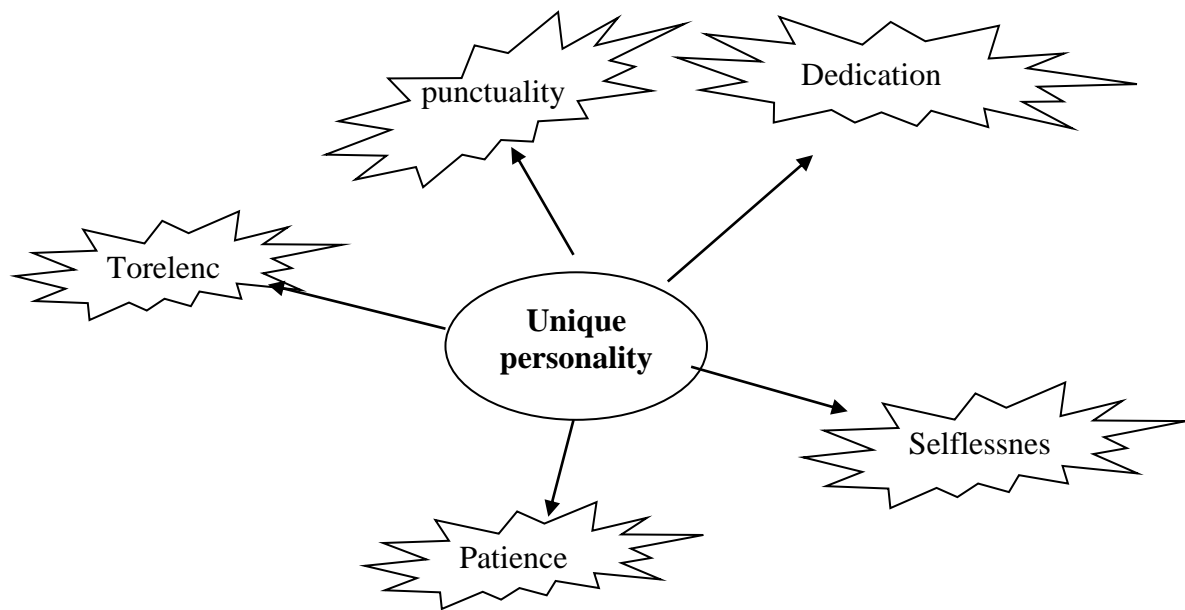
1. Ensure Balvikas is ongoing & the connect between the Guru & students is strong
2. Empowering non tech savy Gurus also to conduct Balvikas online and make them technically sound.
3. No monetary investment from the Guru to conduct class (such as Zoom licenses)
4. Children being in Swami's fold despite the lockdown & quarantine
5. Inspiring more gurus into Swami's fold.
6. Also collaborating with the institutions for specially challenged children.
7. Start a new balvikas in an untapped village of phullkalaan.

3 Scope

- A new balvikas centre to be opened in phulkalan village with the help of our samithi members including our state president, district youth coordinator . it will enhance the performance of the village and lighten up the area with positive vibrations of positivity and swami. With the startup of balvikas we are able to increase the number of youth and more leaders from society for the incredible future of our organization and country
- Tie up with the physically challenged students to bring them in swami's fold .this is our foremost towards the humanity that will help us to create future shining stars from the disabled students. It also give birth to new gurus, who want to learn sign language and ready to conduct balvikas classes of such children.
- This is the wonderful opportunity for physically handicapped institutions to become a member of our satyasai organization , so that the students connect spiritually with god and came up with extra ordinary mind , new creative ideas and independent.
- **After attending the balvikas students build up as a shining star with stunning personality.**



➤ After taking the balvikas guru's have a different personality.



4 Roles & Responsibilities (of team members)

Team Members :- Sai Vibhuti Sharma, Raman Sharma.

Roles&Responsibilities:-

- Working as a sai devotee.
- Working as a team.
- Working as a leader.
- Act as a supportive hand to each other.
- Proper coordination with each other district youth coordinator and state president.
- Proper time and schedule management.
- Analyzing the proper plan of the project.
- Try to execute each phase properly.
- Special focus on functionality of project.
- Objectives of this project can be implemented in the future.

5 Project Flow

<u>PHASES</u>	<u>EXPLANATION</u>
Conception & Initiation	The project began with analysing the progress of the balvikas before lockdown and during lockdown so that we could access the problems the balvikas centres were facing and provide them reasonable and suitable solutions.
Definition & Planning	The vision of the program is to ensure that all the balvikas centres are functioning properly by conducting classes regularly. Also to provide suitable and reasonable solutions to the problems being faced by them.
Launch/Execution & performance control	A year long schedule in detail of how the class should be conducted and what should be taught is aid to the problems that the new gurus face. This schedule will be executed and handed over to new guru once they start the classes after the lockdown .since the schedule is very clearly explained, so that the teacher will able to perform well.
Project Closure & Evaluation	Everything was clearly defined and analyzed. Proper working of project will be examines after lockdown.

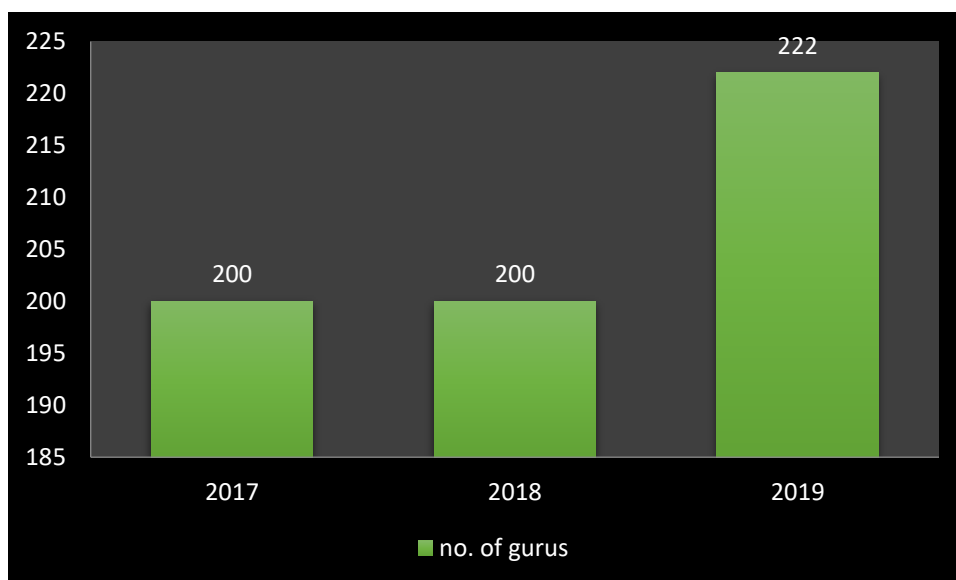
6 Resources and Tools Used (finance, manpower, hardware, software, technology, etc.)

This project was done with the help of Microsoft word , Google sheets and through presentations. The project involved no costs as such. There was no reason to manpower as the two of us were enough.

7 Project Recommendations

7.1 Recommendations implemented in the current project

Analysis of previous years



7.2 Recommendations parked for future implementation/scale-up

- Starting a balvikas in phulkallan village.
- Tie up with handicapped institutions for balvikas schedule.

8 Lessons Learnt (success & failure stories)

8.1 Collective learning (Project)

This project brought with it an opportunity to work in groups. Teamwork helped in considering others opinion over ours for the benefit of the project. It helped bring out both our personalities and individualities which led to many unique ideas. It boosted our confidence and helped us collectively prepared a heavenly flower (project) and offer it to swami.

8.2 Individual learning (Self Transformation)

Name	Self-Transformation <i>(Learning/Experiences during the Project Lifecycle)</i>
Sai Vibhuti Sharma	This project helped me to incorporate swami in my day to day activities even in busiest schedule While doing the project, I observed that usually I would be busy to even make proper time forswami. But because of the project i feel that i have become more closer to swami.
Raman sharma	I am able to think like a leader and behave very calm and cool in every state of mind and feeling more close to swami.

9 References (documents, links, etc.)

This project couldn't be what it is without the help of our state president whom support and encouragement helped us to proceed smoothly along the project. Our youth coordinator Dr. Ridhi was always therefor each query and gave us a push whenever we needed in project to complete our work. Also this project will be incomplete without the help of Minakshi Jhanjhi, the state balvikas coordinator, who was there with abundant ideas and support our every idea.

10 Annexure

10.1 Detailed Project plan

Analysis done by team members on phone calls. Here is the link by google drive .

<https://docs.google.com/spreadsheets/d/1oJJWqcTZrkyZV94aF32nlJHTbycVi1m2jBarhKMVls/edit?usp=drivesdk>

Presentation for non tech savvy gurus. Here is the link

https://drive.google.com/file/d/1Z5PTqh5DMKAktf4_UPb_UjeUxVDCqrQ9/view?usp=sharing

Motivational presentation for new gurus. Here is the link

<https://drive.google.com/file/d/1hk5N6MBDUlgmzlgpCe10Sc3UQl61Ykko/view?usp=sharing>

Balvikas schedule for 1 year . here is the link.

<https://drive.google.com/file/d/19eccQwe9qg-BLRvrzS-ysMThsAhemRrj/view?usp=sharing>

10.2 Project Tracking Formats Used

Regular contact with team members and sharing ideas with our state president and youth coordinator.

10.3 Others (as needed by each project team!)

N/A