



# Sri Sathya Sai Vidhya Jyothi

A Project as a Course requirement for Sri Sathya Sai National  
Leadership Programme for Self-Transformation

Arjun Jayaram Rao  
SSSNLPST-2020-M015

Naveen Raja Mahesh Kumar  
SSSNLPST-2020-M044

Ravi Jashnani  
SSSNLPST-2020-M067



Sri Sathya Sai Seva Organisations, India

In association

with Sri Sathya Sai Institute of Higher Learning

(Deemed to be University)

Vidyagiri, Prashanthi Nilayam Campus

December, 2020




# SRI SATHYA SAI

NATIONAL LEADERSHIP PROGRAM FOR SELF TRANSFORMATION

SRI SATHYA SAI SEVA ORGANISATIONS, INDIA

BUILDING LEADERS FOR NATION THROUGH INDIVIDUAL CHARACTER

## DEDICATED AT THY LOTUS FEET



Mumbai Metro Region

SRI SATHYA SAI NATIONAL LEADERSHIP PROGRAMME FOR  
SELF TRANSFORMATION

**CERTIFICATE**

This is to certify that this Project titled Sri Sathya Sai Vidhya Jyothi completed by the participants for the Sri Sathya Sai National Leadership Programme for Self-Transformation Batch 2020 from the STATE Mumbai Metro Region, is a bonafide record of the original work done under the supervision of the undersigned as a Course requirement for the completion of the National Leadership Program.

.....  
Shri Anoop Saxena  
(Project Director - SP)

.....  
Shri Chinmayananda Pati  
(National Team Member)

.....  
Shri Jaikumar Pitroda  
(Project Guide - SYC)

Place: Mumbai \_\_\_\_\_  
Date: 06<sup>th</sup> December 2020



## DECLARATION

The Project titled Sri Sathya Sai Vidhya Jyothi was carried out by the team under the supervision of the State President, the National Team Member, State Youth Coordinator for the Certificate Programme as a part of the Course requirement for Completion and has not formed the basis for the award of any degree, diploma or any other such title by this or any other University.

.....  
Arjun Jayaram Rao  
SSSNLPST-2020-M015

.....  
Naveen Raja Mahesh Kumar  
SSSNLPST-2020-M044

.....  
Ravi Jashnani  
SSSNLPST-2020-M067



## **ACKNOWLEDGEMENTS**

We dedicate this project to our Eternal Charioteer, Bhagawan Sri Sathya Sai Baba, who is the guiding force and source of all our endeavors.

We thank the Chairman & the Academic Board members for their complete support and providing this wonderful opportunity.

We thank the Registrar, the Controller of the Examinations, and the team of Experts from Sri Sathya Sai Institute of Higher Learning, for providing focused direction and encouragement to achieve our objectives.

We also thank the National Coordinators for Sri Sathya Sai Vidhya Jyothi and other National Team Members for spending their time providing support & guidance to the project report and at the same time giving valuable feedback.

A big thanks to the State President Shri Anoop Saxena, for providing us with all the resources and being a pillar around which we could create our project.

We also like to thank the National Team Coordinator Shri Chinmayananda Pati for his/her guidance on this project.

We would like to extend our gratitude to the State Youth Coordinator Shri Jaikumar Pitroda for the most valuable support and feedback throughout our work.

We are deeply indebted to our family members, for instilling confidence and positive energy in us when it was most required.

Thanks a lot!

Jai Sairam!



## Table of Contents

Abstract .....	7
1 Project Summary .....	8
2 Objectives .....	9
3 Scope .....	10
3.1 Within Scope (area, beneficiaries, timeline, others) .....	10
3.2 Out of Scope (tasks not included in the Project Charter) .....	10
4 Roles & Responsibilities (of team members) .....	11
5 Project Flow (phase-wise details, using project checklist pointers provided earlier) .....	12
5.1 Phase 1: Conception & Initiation .....	12
5.2 Phase 2: Definition & Planning .....	12
5.3 Phase 3 & Phase 4: Launch/Execution & Performance/Control .....	13
5.4 Phase 5: Project Closure & Evaluation .....	16
6 Resources and Tools Used (finance, manpower, hardware, software, technology, etc.) .....	17
7 Project Recommendations .....	18
7.1 Recommendations implemented in the current project .....	18
7.2 Recommendations parked for future implementation/scale-up .....	18
8 Lessons Learnt (success & failure stories) .....	19
8.1 Collective learning (Project) .....	19
8.2 Individual learning (Self Transformation) .....	19
9 References (documents, links, etc.) .....	21
10 Annexure .....	22
10.1 Detailed Project plan .....	22
10.2 Project Tracking Formats Used .....	23
10.3 Others .....	23



## Abstract

Sri Sathya Sai Vidhya Jyothi (SSSVJ) Project was launched on 24th April 2016. Since then, it has gained full momentum across the country with the efforts of thousands of volunteers from Sri Sathya Sai Seva Organisations, India and young adults / youth from local communities.

SSSVJ has a lot of potential in the Mumbai Metro Region as it is yet to reach its full potential considering the number of resources we have in Mumbai Metro Region. One way to generate enthusiasm for SSSVJ was by conducting awareness sessions with Office bearers in MMR. We shared information, vision of SSSVJ, information about stakeholders (Students, Parents, Teachers, School / Village) of the seva and how all vibhags in organization can contribute to this Seva with potential activities that can be done in SSSVJ.

We shared the key documents to Samithi Convenors so that they can get clarity on session conducted and we also made sure to be available as point of contact to each Samithi Convenor to clarify their doubts and see their enthusiasm for SSSVJ.

During one to one communication with Samithi Convenors, we did see that several Samithis were already having School Balvikas activity. We will look if the schools can be qualified and adopted as part of SSSVJ. Some Samithi teams also shared potential challenges of seva volunteer's availability.

The good things was all Samithi Convenors looked keen and knew the potential and the number of people who can benefit from this SSSVJ once executed.



## 1 Project Summary

### Intent:

We had few ideas for project when we as a team were having discussion with our State President Shri Anoop Saxena (Project Director) for the project to be done, some ideas were related to helping students. After listening to our ideas we were advised by the project director, that we can combine all our ideas related to student service by opting for SSSVJ.

### Project Description:

The Sri Sathya Sai Vidya Jyothi (SSSVJ) is a program, through which a lot of schools throughout the country have benefitted. In our State of Mumbai Metro Region, this program has a lot of scope and potential to render its service, considering the large number of Active youth, Balvikas students and Volunteers available, who are waiting for an opportunity to serve the needy, through various service initiatives. As this program has not got the visibility that it deserves, we the students of the Sri Sathya Sai National Leadership Program have been blessed by Swami, to get an opportunity to create more awareness about this unique Seva, by reaching out to all the Districts and Samithi's of our State.

### Context:

The Sri Sathya Sai Seva Organisation (SSSSO) has undertaken the Sri Sathya Sai Vidya Jyothi (SSSVJ) Program to increase sadhana oriented engagement through a common project at National Level & for increasing value based outreach, especially for the youth and to use it as a tool to create and increase collaboration, interaction and engagement of members of other vibhags as well.

### SSSVJ Outcome:

With the above mentioned engagement, the stipulated goal of SSSVJ is to adopt 900 schools nationwide, which will have cascading results of

- ❖ 1,80,000 children getting benefitted
- ❖ 3,60,000 parents of the adopted school children value the impact
- ❖ 5000 teachers getting benefitted nationwide
- ❖ Teachings of Bhagwan would be proliferated
- ❖ New Seva Volunteers would be engaged in the activities
- ❖ Various Sai Centres & their Vibhags would come together to work on one National Level Seva Program.

### Project Actual:

We would create awareness in MMR and also ensure that we could be able to contribute by bringing deserving schools under this program.





## 2 Objectives

1. To create an awareness about the essence of this unique Seva, amongst the people (devotees & non devotees) of this State.
2. To connect with District Presidents and Samithi Conveners of the State of Mumbai. Metro Region and get a potential list of schools to be covered in the program.
3. Create one to one connect for knowledge sharing of the programme, sharing documents with the office bearers and cleared the doubts related to SSSVJ.
4. Understanding from the Samithi Convenor, the seva done in current school as part of other activities like School Balvikas, Medical seva, etc or schools in their adopted village and if that school can be adopted as part of SSSVJ.
5. Learning from them as to what help they would need in starting seva or their concerns with team formation for SSSVJ.



### 3 Scope

#### 3.1 Within Scope (area, beneficiaries, timeline, others)

Activities done as part of SSSVJ program in Mumbai Metro Region.

1. SSSVJ awareness created in MMR with Sessions for District Presidents and Office Bearers.
2. Connected one to one with Samithi Convenors to help them better understand the program & being available to clear their queries.

As part of awareness & knowledge sharing of program, we have circulated documents like:

- 1) Session presentation that we delivered for MMR region
- 2) Guideline for SSSVJ received from National team
- 3) Popular/Unique activities done as part of SSSVJ
- 4) School Data & Survey forms.

Scope Area: All Samithi's in Mumbai Metro

Beneficiaries: Zilla Parishad Schools, Ashramshala's and Rural Schools were intended to be benefitted from this Seva

Timeline – 3 Years.

We have only covered the initial phase of this program SSSVJ, due to the Lockdown restrictions and unavailability of schools. We have spread awareness and knowledge of this Seva to the office bearer of MMR.

#### 3.2 Out of Scope (tasks not included in the Project Charter)

SSSVJ Launch: We would soon launch & execute the Project officially in Mumbai Metro Region as part of our Phase 2.

We would soon launch the Project officially with the guidance of Mentors in our Region by early 2021 and will be launching Phase 2, where it would mostly be about surveying schools, forming teams and executing seva in the schools adopted.



## 4 Roles & Responsibilities (of team members)

- 1) Shri Jagadeesh Babu (SSSVJ National Head): Information and clarity of the whole SSSVJ program & guidance during our session with entire MMR office bearers
- 2) Shri Anoop Saxena (State President - MMR): Supporting us in taking this Seva as Project and available throughout the session
- 3) Shri Srinivas Raghavan (Member of Office of AIP & District President in MMR): Our project pillar & Mentor, the single point of contact when in case of any doubts or queries we had during the awareness session.

Sri had an immense impact on flow of our project, be it helping us in understanding the program from SSSVJ National coordinator, scheduling session with MMR office bearers or be it length of the document to share with office and guiding us when we were stuck.

- 4) Arjun Rao ( Project Member ) :
  - i) Co-ordinating with Shri Anoop Saxena for scheduling session
  - ii) Connecting with District Presidents for getting Contact details for samithi convenors
  - iii) Co-ordinating with Samithi Convenors for one to one connect
- 5) Naveen Raja ( Project Member ) :
  - i) Preparing session Presentation for District Presidents session
  - ii) Connecting with District Presidents for getting Contact details for samithi convenors
  - iii) Co-ordinating with Samithi Convenors for one to one connect
- 6) Ravi Jashnani ( Project Member ) :
  - i) Shortlisting documents to be shared as part of knowledge, information to office bearers
  - ii) Co-ordinating with Samithi Convenors for one to one connect
  - iii) Documentation & Single point contact for email communication with SSSNLP team for reports.



## 5 Project Flow (phase-wise details, using project checklist pointers provided earlier)

### 5.1 Phase 1: Conception & Initiation

We had few ideas for project in mind when we as a team were having discussion with our State President we had few ideas to help students & we were told that we can combine our ideas as SSSVJ seva. It is a program that allows the culmination of all the wings of our organization to work towards one common goal for achieving not just social but internal transformation as well.

This unique seva is very popular in many states and Star Seva activity for few states, which somehow in Mumbai Metro Region is not taken off for some reason.

If we can create awareness of SSSVJ among the office bearers and the several lives we can touch, the future of the country .i.e. students, their families, schools authority who shape the young minds.

It was a unanimous decision among our team that we would like to take up this program as our project to create awareness and spread the seva in MMR.

### 5.2 Phase 2: Definition & Planning

We wanted to start the project & we knew that our first impression should create an impact.


The impact could only be done once we knew the whole program of SSSVJ, and Shri Anoop Saxena, Shri Srinivas Raghavan guided us by bringing the SSSVJ – National Co-ordinator Shri Jagadeesh Babu to help us know the program.

The sessions with all 3 mentors, helped us in planning the project.

The key pointers in planning was:

- 1) Go through the learning, documents and key feedback shared by our mentors.
- 2) We can start with Awareness sessions for SSSVJ only once we gained knowledge of the program.
- 3) With mentor feedback and respecting the hierarchy of the organization, we planned to have a session with District Presidents first and later they can also help us co-ordinate with Samithi Convenors.
- 4) Having a major session with Samithi Convenors & office bearers of MMR for awareness and clarification of misconception about SSSVJ. Also explaining difference between the SSSVJ and Sri Sathya Sai Vidhya Vahini which many had as to why we need two different programs.
- 5) After Session we started with one to one connect with Samithi convenors to take their feedback about the SSSVJ session and clear doubts which couldn't be clarified during the state call.





**Sri Sathya Sai National  
Leadership Program**

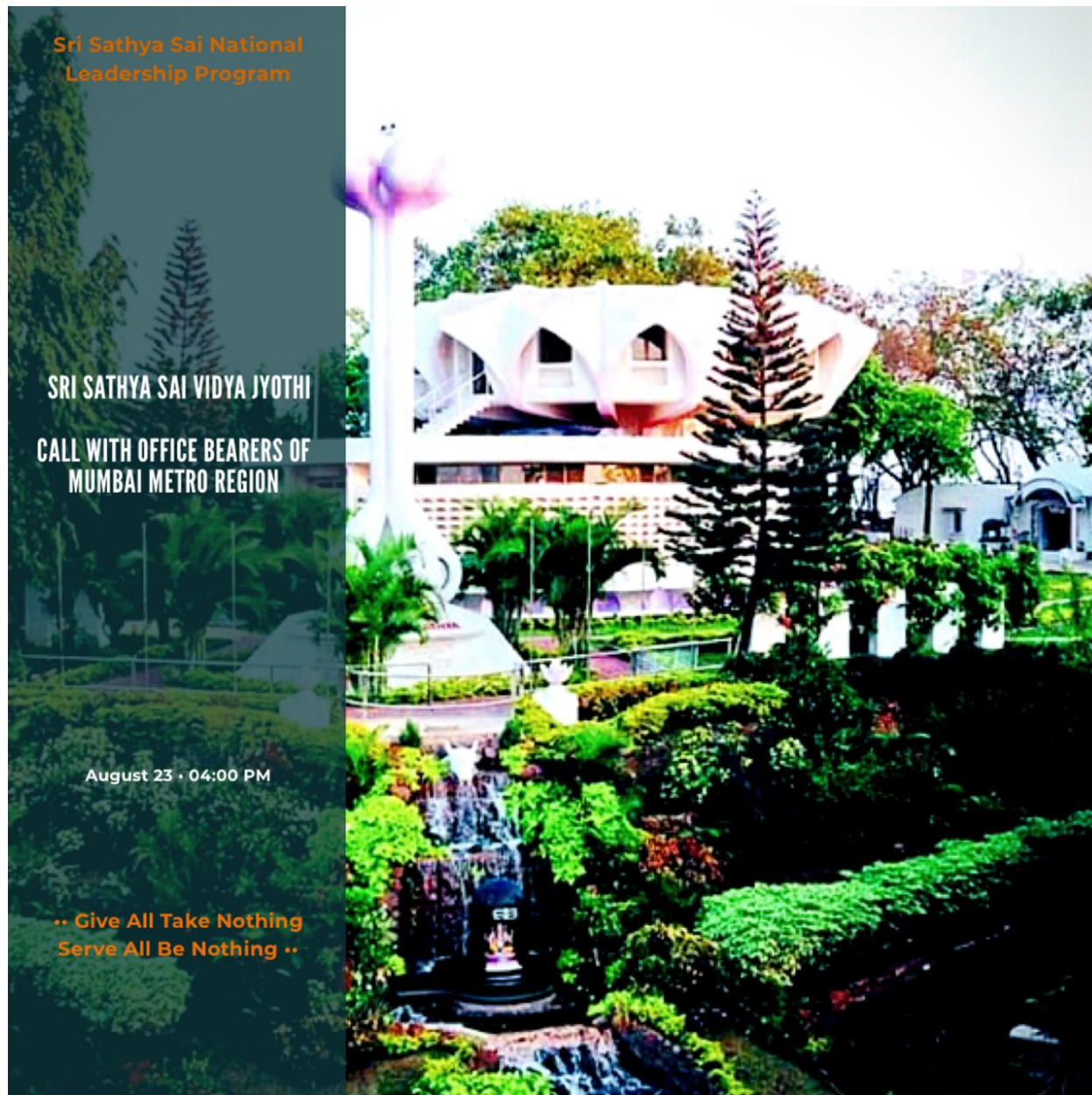
**SRI SATHYA SAI VIDYA JYOTHI  
CALL WITH OFFICE BEARERS OF  
MUMBAI METRO REGION**

August 23 • 04:00 PM

**.. Give All Take Nothing  
Serve All Be Nothing ..**

The next week on 23rd grand session with office bearers in MMR.





Later we start with one to one connect from Sep 2020.

The feedback of our discussion with Samithi Convenors is shared in the excel link:

<https://drive.google.com/file/d/1mq3CCiICc2BLEThwuSBQ34OOXDLZ5Qg8/view?usp=sharing>

We had several positive take away:

- 1) Several Samithi's work in schools which can be qualified as part of SSSVJ in which we currently conduct EHV / School Balvikas.
- 2) There are few Samithi who said the village school they work can be converted to SSSVJ and they will conduct survey once seva starts again



- 3) Some Samithi took documents to discuss the program in their next online meeting.
- 4) After the call, few Samithi were supportive and wanted to get on board with us and started looking for schools which they can approach post pandemic.

#### 5.4 Phase 5: Project Closure & Evaluation

Our project was to create awareness for the program in MMR, but we also tried to induct 1-2 schools as part of the project. We tried connecting to schools in couple of Samithi with the Convenors taking lead. Volunteers had visited the school but no management available, so we could not conduct the survey and progress ahead.

During the duration we made sure to be available to Samithi convenors & able to explain them about the program 1 on 1 as well, also clearing their misconceptions and queries about the program.

Post pandemic we look forward to work and get several schools under SSSVJ.





## 6 Resources and Tools Used (finance, manpower, hardware, software, technology, etc.)

The Resources & tools used in the project are as follows:

### 1) District President & Samithi Convenors of MMR:

The important contributors to our programme, for attending the SSSVJ awareness session and understanding the program.

In One to one connect with Convenors we tried to clear their doubts about the program.

We also asked them about the schools where they work in Village seva or School Balvikas and if they could be potential qualifiers for SSSVJ project.

We did see positive response from that, hope after the pandemic to target those schools and bring them under SSSVJ.

### 2) Technology:

i) Google Meet for session with District President & Office Bearers in Mumbai Metro Region.

ii) Internal communication between team mates (Arjun, Naveen, Ravi) we used Whatsapp, Google Meet.

### 3) Softwares:

i) [www.canva.com](http://www.canva.com): Creating WBS document

ii) MS Excel: Creating Gantt Chart

iii) MS Word: Used for document creation and preparation

iv) [www.canva.com](http://www.canva.com): Photo editing tool for creating invite for Sessions

4) Finance: Not applicable now. Once the project is executed in the schools selected for SSSVJ. It can be generated following the guidelines of SSSVJ via. Government benefit scheme for schools or from Samithi/District level & we don't have any estimate as every school would have different requirement.



## 7 Project Recommendations

### 7.1 Recommendations implemented in the current project

Things implemented in the project:

- 1) SSSVJ awareness created in MMR with Sessions for District Presidents and Office Bearers
- 2) One to One connect with Samithi convenors to make them ready for implementation of this SSSVJ seva once launched in Mumbai Metro Region.
- 3) Documents on SSSVJ Guidelines, Survey form, Seva activities, etc have been shared with office bearers to help them know the program better.

### 7.2 Recommendations parked for future implementation/scale-up

- 1) Identifying of schools which can be adopted for the program.
- 2) Conducting survey for the potential schools identified by Samithi team.
- 3) Execution of SSSVJ program in the qualified schools in survey.



## 8 Lessons Learnt (success & failure stories)

### 8.1 Collective learning (Project)

The Project told helped us understand that we need to put our best foot forward and keep faith on God – the master planner.

Good seva project takes time and hindrances & challenges are temporary and during this phase we must have dedication and determination and implicit faith in Bhagwan if we want to do some greater good.

We understood the importance of SSSVJ and how by undertaking this activity we can improve future of the society.

#### Success: Awareness Spreading

We thought of spreading awareness of program SSSVJ via. sessions conducted in MMR, also in one to one connect with Samithi Convenors/Co-ordinators we were able to send them documents and clear some of their queries and created enthusiasm for the seva.

#### Disappointments:

We also had plan to complete entire process for 1 samithi .i.e. initial shortlisting of schools, conduct survey and start execution of SSSVJ seva & with situations prevailing we could not complete execution step.

### 8.2 Individual learning (Self Transformation)

Name	Self-Transformation <i>(Learning/Experiences during the Project Lifecycle)</i>
Ravi	<p>This project has been a very humbling experience for me, there was practical oriented learning along with spiritual learning. We could actually feel Bhagawan guiding us throughout this project.</p> <p>I learnt to put my best efforts in whatever work was assigned to me in this project as Bhagawan says “Service to Mankind is Service to God.”</p> <p>Some of the learning/self-transformation I have incorporated in my daily life after taking up this project work are as follows:</p> <ol style="list-style-type: none"> <li>1) Aim should be to work towards competing with self &amp; be a better version of ourselves, rather than being better than our competitors.</li> <li>2) Any work that is assigned to us, however big or small, should be done thinking its Bhagawan’s work that we are doing.</li> </ol> <p>Also there were several other learnings like value your commitment, respecting other individual’s opinions &amp; work with unity.</p>
Naveen	Loving Sairam,



	<p>It was indeed a transformational journey throughout this 8 months with every weekend teaching us a new value and a new way of life. Especially this project where we 3 brothers got formed as one team from Mumbai Metro Region, Myself was very sceptical whether we will be able to initiate and start executing our project without any face to face discussion due to prevailing conditions but as it unfolded I came to understand that only the Motto of the team is important when all hands come together with same goal all challenges can be overcome. No Personal Contact, Face to Face Meetings with office bearers only heart to heart Commitment is required.</p> <p>A beautiful lesson was learnt when meeting with all the office bearers, Whenever we approached them they immediately got along with us without much deliberation where I understood that only connecting name amongst all of us was "SAI", This made me understand and realize the commitment and dedication with which people work in our organization towards Swami.</p> <p>Finally My thought always was Project &amp; Planning are Corporate things and may not have that much place in Seva Activities , But after undertaking this project my perspective has completely changed and Myself has understood How even this can be implemented for doing Greater Good.</p>
Arjun	<p>My Experience</p> <p>Loving Sairam. The module of Project Management has been an important part of my transformation during the Sri Sathya Sai National Leadership Program for Self Transformation. I was blessed with an opportunity to work with a team, who were not only experts in their professions but were also in sync with the teachings of Bhagawan.</p> <p>During the course of our Project, I understood the essence of the Sri Sathya Sai Vidya Jyothi Program that we opted for, especially by the constant repetition of the primary objectives through presentations to various office bearers of our State. I realised that the fundamental goal of self-transformation was certain, by working in cohesion with all the wings of the organisation, in the pursuit of serving children, teachers, parents &amp; villagers through this program.</p>



## 9 References (documents, links, etc.)

We received some documents on SSSVJ as part of our understanding of the whole program.

Some of these documents links are as follows:

- 1) Documents as received from Sri Sathya Sai Vidhya Jyothi National co-ordinator via Whatsapp  
[https://drive.google.com/drive/folders/1yudy1MjCzPsnZ7wRXFiWJ6Np9vhC\\_pA-?usp=sharing](https://drive.google.com/drive/folders/1yudy1MjCzPsnZ7wRXFiWJ6Np9vhC_pA-?usp=sharing)
- 2) Presentation we delivered to Office bearers in MMR:  
<https://drive.google.com/file/d/1cJrmbmG0-OQ3YUOBLfkaA1zhYLBugdZr/view?usp=sharing>
- 3) Presentation we delivered to District President in MMR, but not circulated to office bearers:  
[https://drive.google.com/file/d/1-zC2H1sJFtrMWaqjux4Syu4U\\_FNfN52f/view?usp=sharing](https://drive.google.com/file/d/1-zC2H1sJFtrMWaqjux4Syu4U_FNfN52f/view?usp=sharing)
- 4) SSSVJ – Guidelines book Received from National team:  
<https://drive.google.com/file/d/11PtRPRtIubYKiGjWRLeZB6S9jCOZO83Z/view?usp=sharing>
- 5) Survey Form received from National team:  
<https://drive.google.com/drive/folders/1OshmyqXISHA8Qj9qIqEyfRHYP87fj1Wl?usp=sharing>
- 6) Innovative Sevas till now received from National team:  
<https://drive.google.com/file/d/1PBOAiiSjXtaXQl3vIJQP06IN315wTFa6/view?usp=sharing>
- 7) Videos of SSSVJ received from National team:  
<https://drive.google.com/file/d/1ZKQhep3KooBNdfX4jKBU1ngUkttN9IkF/view?usp=sharing>



## 10 Annexure

### 10.1 Detailed Project plan

The Work breakdown structure explaining what we completed in Green (our target) and other points for future planning we tried to do in amber and Red for things we were unable to achieve due to time and pandemic situation prevailing.

<b>Sri Sathya Sai Vidya Jyoti - WBS</b>		
<b>PROJECT DIRECTOR</b>		<b>TARGET DATE</b>
<b>Shri Anoop Saxena</b> (State President MMR)		<b>November 15, 2020</b>
<b>PROJECT MEMBERS</b>		
Naveen Raja Mahesh Kumar Arjun Rao Ravi Jashnani		
<b>PLANNING &amp; CREATING IMPACT</b>	<b>COMMUNICATION</b>	<b>PROGRAM IMPLEMENTATION</b>
<ul style="list-style-type: none"> <li>1) Good idea too needs to be well presented for impact</li> <li>2) PPT, SSSVJ Videos, Document gathering to present</li> <li>3) Presentations based on audience and possible FAQ which to address</li> <li>4) Guidelines to be drafted for School activities</li> </ul>	<ul style="list-style-type: none"> <li>1) Arranging session with District Presidents for their participation</li> <li>2) Session for Samithi Leads to introduce/re-introduce them to Vidya Jyoti</li> <li>3) Individual connect with Samithi Leads and be with them in the process of school identification and implementation of SSSVJ Program</li> </ul>	<ul style="list-style-type: none"> <li>1) Checking the schools and criteria they meet to qualify for Vidya Jyoti</li> <li>2) Identifying schools with maximum criteria meet to be adopted for SSSVJ program</li> <li>3) Collaborating with schools as part of Vidya Jyothi to help the students</li> </ul>

Attaching the document for your kind perusal.



Completed Sri Sathya Sai Vidya Jyoti.pdf



## 10.2 Project Tracking Formats Used

We used the Gantt Chart for our project planning

Attached the document below:



Gantt project  
planner1.xlsx

## 10.3 Others

NA